

The Family Dinner Project Printable Placemats:

1. Print on standard 8.5 x 11 Paper. 2. Cut along red cutlines. 3. Write your names. 5. Set them on the table & have fun!

Cut Line 


FATHER'S DAY


Conversation Starters:

A picture for my dad:

 Tell me something you learned today that you think I might not know.

 If you were a utensil, which you be. Why?

 Do you think it's possible to change the world? Why or why not?



Your name: _____

The Family Dinner Project Printable Placemats:

1. Print on standard 8.5 x 11 Paper. 2. Cut along red cutlines. 3. Write your names. 5. Set them on the table & have fun!

Cut Line 


FATHER'S DAY

Conversation Starters:

A picture for my dad:

 What 3 words would you use to describe our family?

 What makes you laugh really hard?

 You have a sailboat big enough to sail around the world. Where would you go?



Your name: _____

The Family Dinner Project Printable Placemats:

1. Print on standard 8.5 x 11 Paper. 2. Cut along red cutlines. 3. Write your names. 5. Set them on the table & have fun!

Cut Line 

FATHER'S DAY


Conversation Starters:

 What does it mean to be brave? When have you been brave?

 What is one thing you did today to help other people?

 If you could live during another time in history, when would you want to live? Why?

A picture for my dad:



Your name: _____

The Family Dinner Project Printable Placemats:

1. Print on standard 8.5 x 11 Paper. 2. Cut along red cutlines. 3. Write your names. 5. Set them on the table & have fun!

Cut Line 

FATHER'S DAY

Conversation Starters:

A picture for my dad:

 What is the best gift you've ever received?

 When you are upset, what helps calm you down?

 What is the hardest thing about being your age? What is the best thing about it?



Your name: _____