
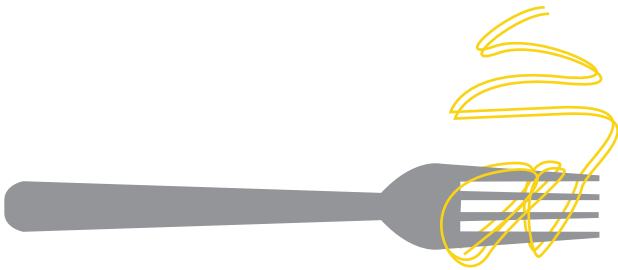




Grocery Store Scavenger Hunt

Directions

Print a copy of the scavenger hunt for each child and give each a pen or pencil. Give everyone a set amount of time to search and decide on a place to meet once the search is done. Young kids can team up with an adult or pair with older siblings.



Grocery Store Scavenger Hunt

Your Name:



1

Find a fruit or vegetable for each color of the rainbow:

● Red

● Orange

● Yellow

● Green

● Blue

● Indigo

● Violet

2

Find one item in the produce section that came from the state where you live:



.....

3

Find a cheese that came from a foreign country:



.....

4

Find a food you've never tried before: ?

.....

5

Find something that's on sale this week: \$

.....

6

Find a package that has a recipe on it:



.....

7

What is the recommended serving size of pasta?



.....

8

Compare the prices between a name brand box of cereal (like Kelloggs, General Mills etc.) and the store brand. Which is cheaper?



.....